

Model:
XGL10DBS/ XGM10DBS/ ELECOM01B

ENGLISH Manual 2.4 GHz Wireless Mouse

MouseAssistant

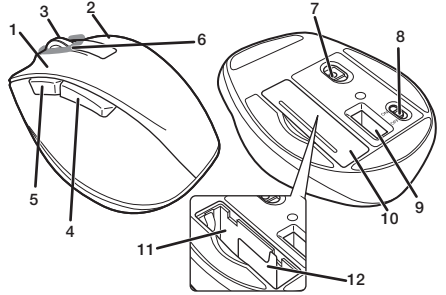
elecomus.com/web/mouse-assistant/

Download "ELECOM Mouse Assistant" from the ELECOM website to use its button assignment and high-speed scrolling functions.

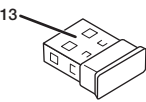


Name and function of each part

Mouse



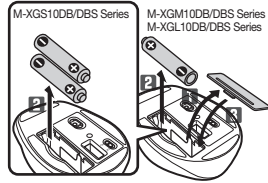
Receiver unit



- 1 Left button
- 2 Right button
- 3 Wheel
- 4 "Back" button
You can perform the "Back" operation in a web browser.
- 5 "Forward" button
You can perform the "Forward" operation in a web browser.
- 6 Power indicator light
When the power is turned ON, the light underneath the wheel becomes illuminated in red for a fixed period of time.
If flashes red when the battery level gets low.

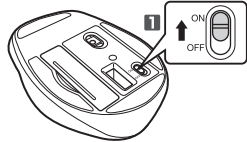
- 7 Optical sensor
- 8 Power switch
- 9 Receiver unit storage compartment
- 10 Battery cover
- 11 Battery storage compartment
- 12 Battery removal sheet
- 13 USB connector (male)

1 Inserting the battery



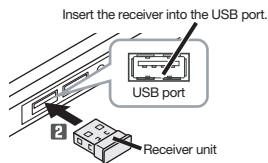
- 1 Remove the battery cover.
  - 2 Insert the battery as instructed on the battery removal sheet.
  - 3 Attach the battery cover.
- Ensure that the battery is inserted with its positive (+) and negative (-) ends oriented correctly.

2 Turning the power on



- 1 Slide the power switch to the ON position.
The light underneath the wheel will become illuminated in red for a fixed period of time.
\* Flashes red when the battery level gets low.
- Power-saving mode
When the mouse is left untouched for a fixed period of time while the power is ON, it automatically shifts to power-saving mode. The mouse is released from the power-saving mode when it is touched.
\* Mouse operation may be unstable for a few seconds after returning from the power-saving mode.

3 Connecting to a PC



- Plug in the connector in the correct place with the correct side facing up.
- If you feel a strong resistance when inserting the USB connector, check that the shape and orientation of the connector is correct. Using excessive force may damage the connector and cause injury.
- Do not directly touch the terminal area of the USB connector.

- 1 Start the PC.
- 2 Insert the receiver unit into the PC's USB port.
- 3 The driver will be automatically installed, and you will then be able to use the mouse.

Specifications

Resolution	2000 dpi
Interface	USB
Radio frequency	2.4 GHz band
Radio wave method	GFSK
Operation distance	Non-magnetic surface (e.g. wooden desk) approx. 10 m Magnetic surface (e.g. steel desk) approx. 3 m * These values were obtained in ELECOM's test environment and are not guaranteed.
Mouse dimensions (W x D x H)	M-XGM10DB (M-XGM10DBS) series : approx. 2.9" x 4.3" x 1.6" M-XGL10DB (M-XGL10DBS) series : approx. 3.2" x 4.7" x 1.7"
Receiver unit dimensions (W x D x H)	approx. 0.6" x 0.7" x 0.24"
Operating temperature/humidity	41°F to 104°F/90%RH or less (without condensation)
Storage temperature/humidity	14°F to 140°F/90%RH or less (without condensation)
Supported battery	AA alkaline battery, AA manganese battery, AA nickel-metal hydride rechargeable battery
Operating time	Estimated operating time when using an alkaline battery Continuous operating time: approx. 370 hours Continuous standby time: approx. 1041 days Estimated usage time: approx. 722 days The above is assuming the computer is used for eight hours a day with 5% of that time spent operating the mouse.
Supported OS	Windows® 10, Windows® 8.1, Windows® RT8.1, Windows® 7, macOS Catalina 10.15 (Updating the OS or installing a service pack may be necessary.) *Compatibility information was retrieved during operation confirmation in our verification environment. There is no guarantee of complete compatibility with all devices, OS versions, and applications.

Safety Precautions

- Prohibited action
- Mandatory action
- Situation that needs attention

WARNING

- If a foreign object (water, metal chip, etc.) enters the product, immediately stop using the product, remove the receiver unit from the PC, and remove the battery from the product. If you continue to use the product under these conditions, it may cause a fire or electric shock.
- If the product is behaving abnormally, such as by generating heat, smoke, or a strange smell, immediately stop using the product, shut down the PC, and then sufficiently check whether the product is generating heat while being careful to avoid being burned. Then, remove the receiver unit from the PC and remove the battery from the product. After that, contact the retailer from whom you purchased the product. Continuing to use the product under these conditions may cause a fire or electric shock.
- Do not drop the product or otherwise subject it to impacts. If this product is damaged, immediately stop using it, remove the receiver unit from the PC, and remove the battery from the product. After that, contact the retailer from whom you purchased the product. Continuing to use the product while it is damaged may cause a fire or electric shock.
- Do not attempt to disassemble, modify or repair this product by yourself, as this may cause a fire, electric shock or product damage.
- Do not put this product in fire, as the product may burst, resulting in a serious fire or injury.
- Do not insert or remove the receiver unit with wet hands. Also, do not make alternations to or forcefully bend the receiver unit.
- Doing so may cause a fire or electric shock.
- The receiver unit presents a swallowing hazard for children, so be sure to store it in a place out of the reach of children.

CAUTION

- Do not place this product in any of the following environments:
\* In a car exposed to sunlight, a place exposed to direct sunlight, or a place that becomes hot (around a heater, etc.)
\* In a moist place or a place where condensation may occur
\* In an uneven place or a place exposed to vibration
\* In a place where a magnetic field is generated (near a magnet, etc.)
\* In a dusty place
- This product does not have a waterproof structure. Use and store this product in a place where the product body will not be splashed with water or other liquid. Rain, water mist, juice, coffee, steam or sweat may also cause product damage.
- Avoid looking directly at the light of the optical sensor as doing so may cause eye damage.
- Only use this product with PCs and video game systems.
- Do not use this product with any device that may significantly be affected in the case of this product malfunctioning.
- If this product is used on a transparent surface such as glass or a highly reflective surface such as a mirror, the optical sensor will not function correctly and the product's cursor movement will become unstable.

- If this mouse isn't going to be used for one month or longer, remove the receiver unit from the PC.
- When you no longer need to use this product and the battery, be sure to dispose of them in accordance with the local ordinances and laws of your area.

Batteries

- For this product, use AA alkaline battery, AA manganese battery, or AA type nickel-metal hydride rechargeable battery.
- When not using this product for long periods of time, remove the battery. This may cause fluid leak or malfunction.

Cleaning the Product

- If the product body becomes dirty, wipe it with a soft, dry cloth.
- Use of a volatile liquid (paint thinner, benzene, alcohol, etc.) may affect the material quality and color of the product.

Cautions for Wireless Equipment

This product is wireless equipment using the entire range of the 2.4 GHz band and it is possible to avoid the band of mobile object identification systems. GFSK is used for the radio wave method. The interference distance is 10 m. The 2.4 GHz band is also used by medical equipment, Bluetooth, and wireless LAN equipment conforming to the IEEE802.11b/11g/11n standard.

- Before using this product, check that there are no other "radio stations" operating nearby.
- If electromagnetic interference occurs between this product and other "radio stations", move this product to another location or stop using this product.
- Other "radio stations" refer to industrial, scientific and medical devices using the 2.4 GHz band, as this product does, other radio stations of this type, licensed radio station premises for a mobile object identification system that is used in factory production lines, certain non-licensed low power radio stations and amateur radio stations.

WARNING

- Do not use this product with a device that may have a serious function or influence. There are rare cases where an external radio wave at the same frequency or the radio wave emitted from a mobile phone causes this product to malfunction, slow down, or fail to operate.
- Do not use this product in a hospital or other locations where the use of radio waves is prohibited. The radio waves of this product may affect electronic and medical devices (e.g. pacemakers).
- The use of a wireless mouse in an aircraft is prohibited by aviation law as its use may interfere with flight safety. Turn off the power of the mouse body before boarding an aircraft and do not use it in the aircraft.
- ELECOM is not liable for any accident or any indirect or consequential damage incurred due to the failure of this product.

Limitation of Liability

- In no event will ELECOM Co., Ltd be liable for any lost profits or special, consequential, indirect, punitive damages arising out of the use of this product.
- ELECOM Co., Ltd will have no liability for any loss of data, damages, or any other problems that may occur to any devices connected to this product.

FCC ID: YWO-XGL10DB
FCC ID: YWO-ELECOM01B

This device complies with Part 15 of the FCC Rules. Operation is subject to the following two conditions: (1) this device may not cause harmful interference, and (2) this device must accept any interference received, including interference that may cause undesired operation.

NOTE: This equipment has been tested and found to comply with the limits for a Class B Digital Device, pursuant to part 15 of the FCC Rules. These limits are designed to provide reasonable protection against harmful interference in a residential installation. This equipment generates, uses and can radiate radio frequency energy and, if not installed and used in accordance with the instruction, may cause harmful interference to radio communication. However, there is no guarantee that interference will not occur in a particular installation. If this equipment does cause harmful interference to radio or television reception, which can be determined by tuning the equipment off and on, the user is encouraged to try to correct the interference by one or more of the following measures:

- Reorient or relocate the receiving antenna
- Increase the separation between the equipment and receiver
- Connect the equipment into an outlet on a circuit different from that to which the receiver is connected
- Consult the dealer or an experienced radio/TV technician for help

NOTICE: The manufacturer is not responsible for any radio or TV interference caused by unauthorized modification to this equipment. Such modifications could void the user's authority to operate the equipment. In order to make improvements to this product, the design and specifications are subject to change without prior notice.

Responsible party
ELECOM USA, Inc.
2211 Michelson Dr. Suite 900, Irvine, CA 92612 USA
elecomusa.com

CONTACT US
elecom.net



FOLLOW US
facebook.com/elecomus



Global support : https://www.elecom.co.jp/r/s536

- Unauthorised copying and/or reproducing of all or part of this manual is prohibited.
- The specifications and appearance of this product may be changed without prior notice for product improvement purposes.
- When exporting this product, check the export regulations for the country of origin.
- Windows and Windows Vista are either registered trademarks or trademarks of Microsoft Corporation in the United States and/or other countries.
- macOS Catalina and Macintosh are trademarks of Apple Inc., registered in the U.S. and other countries.
- Company names, product names, and other names in this manual are either trademarks or registered trademarks.

A customer who purchases outside Japan should contact the local retailer in the country of purchase for enquiries. In "ELECOM CO., LTD. (Japan)", no customer support is available for enquiries about purchases or usage in/from any countries other than Japan. Also, no foreign language other than Japanese is available. Replacements will be made under stipulation of the Elecom warranty.

2.4GHz Wireless Mouse
Manual, Safety precautions, and Compliance with regulations
1st edition, December 10, 2020

ELECOM

©2020 ELECOM Co., Ltd. All Rights Reserved.