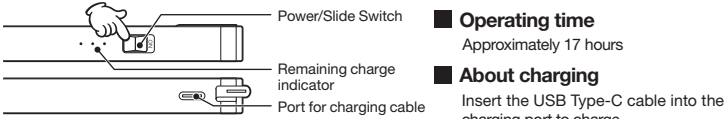


P-TPACSTEN01 series

English (EN)

Stylus Pen User's Guide

Names of parts and their main functions



| The LED will indicate the remaining charge | | | | |
|--|--------------------|--|--|--|
| Remaining charge | 0% - 10% | 11% - 34% | 34% - 67% | 67% - 100% |
| In operation | Red flashing light | 1 constant blue light | 2 constant blue lights | 3 constant blue lights |
| Charging while the power is off | - | 1 flashing green light | 2 flashing green lights | 3 flashing green lights |
| Charging while the power is on | - | 1 green flashing light + 1 blue constant light | 2 green flashing lights + 2 blue constant lights | 3 green flashing lights + 3 blue constant lights |

Power on
Slide the power switch on the top of the unit, and the LED will light up and the power will turn on. Please charge this product if the LED does not light up.

Power off
The LED and the power will be turned off by sliding the power switch on the top of this product while the power is on.

- The auto-sleep function will activate after approximately 5 minutes of inactivity and this product will be turned off. To wake up this product, slide the power switch to OFF, and then slide it to ON again.
- * Auto-sleep function is vibration sensitive.
- * When the stylus pen is not turned off before placing in a pocket or bag, the auto-sleep function may not activate if movement is detected.

Specifications

- Materials**
Main body: Aluminum Pen tip: Polyacetal USB Type-C Port Cap: Silicone Power switch: ABS plastic
- Dimensions**
Length: approximately 155 mm/6.1 in. Diameter of main body: approximately 10 mm/0.4 in. Pen tip: approximately 1.5 mm/0.06 in. Weight: approximately 14 g/0.49 oz

Package contents

Stylus pen, USB Type-C cable

Usage Precautions

- You may not be able to use the pen on the screen edges on some devices. This is to prevent accidental operation.
- Please power off the stylus pen after use.
- Use in an environment of 15 °C/59 °F or higher.



- Subjecting the stylus to impact, such as dropping it, may damage the pen tip as shown in the figure on the right.
- If the stylus pen is worn out (the metal part is exposed) or damaged as shown in the figure on the right, please replace the pen tip.
 - * The replacement pen tip is P-TIPACST02.
- You may not be able to attach this product to your tablet, whether the magnet on the tablet is covered by the shape of the tablet case.
- The operational feel of the stylus pen may differ depending on the user.
- If you are using a liquid crystal screen protective film, it may lead to a decrease in the sensitivity of the stylus pen.
- If you are using a liquid crystal screen protective film, the pen tip may leave scratch marks on the film.
- Using any part other than the pen tip on the screen may lead to damage to the screen.
- Do not tap or rub the screen vigorously with this product.
- Replace the pen tip when it has deteriorated.
- Tilting the pen tip excessively may break the main body.
- Keep out of reach of children to prevent accidental ingestion.
- Do not use alcohol-based agents or other chemicals on this product.
- Direct contact with objects made of resin, such as synthetic leather, may stain the product.
- Avoid exposing the product to high temperatures, humidity and direct sunlight. Doing so may cause deformation or deterioration of this product and your device.
- Please be aware that we accept no responsibility for any damage, breakdown, or data loss associated with your device.
- Do not subject this product to strong vibration or impact.
- Do not use this product for any purpose other than that indicated herein.
- The sensitivity of the stylus pen may be affected by the usage status of the device and the application used.
- Operation cannot be guaranteed on all devices.
- Do not attempt to disassemble, repair or modify this product.
- Do not immerse the product in water and use it. Do not touch this product when your hands are wet.
- This product contains magnets. Do not put it close to magnetic cards.

Limitation of Liability

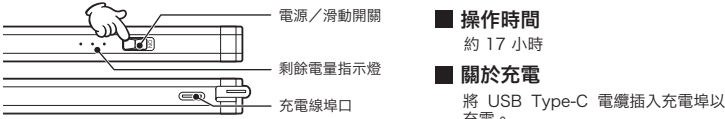
- In no event will ELECOM Co., Ltd be liable for any lost profits or special, consequential, indirect, punitive damages arising out of the use of this product.
- ELECOM Co., Ltd will have no liability for any loss of data, damages, or any other problems that may occur to any devices connected to this product.

P-TPACSTEN01 系列

中文・繁體 (ZH(TW))

觸控筆 使用者手冊

零件名稱及其主要功能



| LED 將顯示剩餘電量 | | | | |
|-------------|----------|-----------------|-----------------|-----------------|
| 剩餘電量 | 0% - 10% | 11% - 34% | 34% - 67% | 67% - 100% |
| 運作時 | 閃爍紅燈 | 1 恆亮藍燈 | 2 恆亮藍燈 | 3 恆亮藍燈 |
| 電源關閉時充電 | — | 1 閃爍綠燈 | 2 閃爍綠燈 | 3 閃爍綠燈 |
| 電源開啟時充電 | — | 1 閃爍綠燈 + 1 恆亮藍燈 | 2 閃爍綠燈 + 2 恆亮藍燈 | 3 閃爍綠燈 + 3 恆亮藍燈 |

電源開啟
滑動裝置頂部的電源開關，LED 將亮起且電源將開啟。如果 LED 並未亮起，請對本產品充電。

關閉電源
若在電源開啟時滑動本產品頂部的電源開關，LED 和電源將會關閉。

- 閒置約 5 分鐘後將啟動自動睡眠功能，本產品將關閉。要喚醒本產品，請將電源開關滑動至 OFF，然後再次朝 ON 方向滑動以恢復電源並加以使用。
- * 自動睡眠功能對振動敏感。
- * 如果未關閉觸控筆就將其放入口袋或包包中，自動睡眠功能可能不會在檢測到移動時啟動。

規格

- 材料**
本體：鋁 筆尖：聚甲醛 USB Type-C 埠口塞：矽利康 電源開關：ABS 塑膠
- 尺寸**
長度：約 155 mm 本體直徑：約 10 mm 筆尖：約 1.5 mm 重量：約 14 g

包裝內容

觸控筆、USB Type-C 電纜

使用注意事項

- 您可能無法在某些裝置的螢幕邊緣使用觸控筆。這是為了防止意外操作。
- 使用後請關閉觸控筆電源。
- 請在 15 °C 或更高溫度的環境中使用。



- 如右圖，觸控筆受到衝擊（例如掉落）時可能會使筆尖損壞。
- 如右圖，如果觸控筆已磨損（金屬部分暴露）或損壞，請更換筆尖。
 - * 備用筆尖為 P-TIPACST02。
- 無論平板電腦上的磁鐵是否遭平板保護套的形狀覆蓋，您都有可能無法將本產品連接到平板電腦上。
- 觸控筆的操作感可能因使用者而異。
- 如果使用液晶螢幕保護膜，可能會導致觸控筆靈敏度降低。
- 如果使用液晶螢幕保護膜，筆尖可能會在膜上留下刮痕。
- 在螢幕上使用筆尖以外的任何部分都有可能導致螢幕損壞。
- 請勿用本產品激烈點擊或摩擦螢幕。
- 筆尖變質時請更換筆尖。
- 過度傾斜筆尖可能會損壞本體。
- 請放在兒童無法觸及的地方以防止誤食。
- 請勿在本產品上使用含酒精的藥劑或其他化學物質。
- 直接接觸由樹脂製成的物體（例如合成皮革）可能會弄髒產品。
- 避免將產品暴露在高溫、潮濕和陽光直射的環境中。這樣做可能導致本產品和您的裝置變形或損壞。
- 請注意，我們對關於您裝置的任何損壞、故障或資料遺失概不承擔任何責任。
- 請勿讓本產品遭受強烈振動或衝擊。
- 請勿將本產品用於此處註明以外的任何目的。
- 觸控筆的靈敏度可能會受到裝置使用狀態和所用應用程式影響。
- 無法保證能在所有裝置上運作。
- 請勿試圖拆卸、修理或改裝本產品。
- 請勿將產品浸入水中使用。雙手潮濕時，請勿觸摸本產品。
- 本產品包含磁鐵。請勿放在磁條卡附近。

責任限制

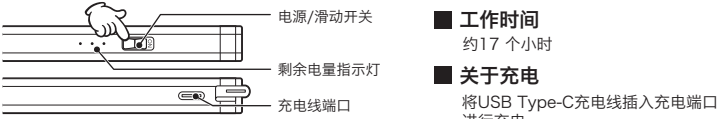
- ELECOM Co., Ltd. 對因使用本產品造成的特殊損失、衍生性損失、間接損失、懲罰性損失或受損利益的賠償均不承擔任何責任。
- ELECOM Co., Ltd. 不對連線到本產品的裝置可能發生的資料丟失、出錯或其他問題提供任何擔保。

P-TPACSTEN01 系列

中文・简体 (ZH(CN))

手写笔 用户手册

各部件名称及主要功能



| LED灯将显示剩余电量 | | | | |
|-------------|----------|-------------------|-------------------|-------------------|
| 剩余电量 | 0% - 10% | 11% - 34% | 34% - 67% | 67% - 100% |
| 操作时 | 红灯闪烁 | 1 个蓝灯常亮 | 2 个蓝灯常亮 | 3 个蓝灯常亮 |
| 在电源关闭的状态下充电 | — | 1 个绿灯闪烁 | 2 个绿灯闪烁 | 3 个绿灯闪烁 |
| 在电源开启的状态下充电 | — | 1 个绿灯闪烁 + 1 个蓝灯常亮 | 2 个绿灯闪烁 + 2 个蓝灯常亮 | 3 个绿灯闪烁 + 3 个蓝灯常亮 |

开启电源
滑动设备顶部的电源开关，LED灯将亮起并接通电源。如果LED灯不亮，请为本产品充电。

关闭电源
当电源开启时，如果滑动本产品顶部的电源开关，将会关闭LED灯和电源。

- 自动休眠功能将在大约5分钟不活动后激活，此时本产品的电源将会关闭。要唤醒本产品，请将电源开关滑动到OFF，然后再滑动到ON，以恢复电源并继续使用。
- * 自动休眠功能对振动敏感。
- * 如果将手写笔放入口袋或包中之前未关闭电源，如果检测到移动，自动休眠功能可能不会被激活。

规格

- 材质**
笔身：铝 笔尖：聚缩醛 USB Type-C端口盖：硅胶 电源开关:ABS塑料
- 尺寸**
长度：约155 mm 笔身直径：约10 mm 笔尖：约1.5 mm 重量：约14 g

包装盒内含

手写笔、USB Type-C充电线

使用注意事项

- 在某些设备上，您可能无法在屏幕边缘使用手写笔。这是为了防止误操作。
- 使用后请关闭手写笔电源。
- 在高于 15 °C 的环境中使用。



- 手写笔受到冲击（例如掉落），可能会损坏笔尖，如右图所示。
- 如果手写笔出现磨损（金属部分外露）或损坏，如右图所示，请更换笔尖。
 - * 替换笔尖型号为 P-TIPACST02。
- 无论平板电脑的保护壳是否挡住平板电脑的磁铁，您都可能无法将本产品吸附在平板电脑上。
- 手写笔的操作手感可能因用户而异。
- 如果使用液晶屏保护膜，可能会导致手写笔的灵敏度下降。
- 如果使用液晶屏保护膜，笔尖可能会在保护膜上留下划痕。
- 使用笔尖以外的任何部位接触屏幕都可能导致屏幕损坏。
- 请勿用本产品大力敲击或摩擦屏幕。
- 当笔尖有损耗时请更换笔尖。
- 笔尖过度倾斜可能会折断笔身。
- 请放在儿童接触不到的地方，以防误食。
- 请勿在本产品上使用含酒精成分清洁剂或其他化学物质。
- 直接接触树脂制品，例如合成皮革，可能会弄脏本产品。
- 避免将本产品暴露在高温、高湿度和阳光直射的环境下。这样做可能会导致本产品和您的设备变形或变质。
- 请注意，我们不对您与您设备相关的任何损坏、故障或数据丢失承担责任。
- 请勿大力摇晃或碰撞本产品。
- 请勿将本产品用于本文所列用途之外的任何目的。
- 手写笔的灵敏度可能会受到设备的使用状态和所用应用程序的影响。
- 不保证在所有设备上都能正常使用。
- 请勿尝试拆卸、维修或改动本产品。
- 请勿将本产品浸入水中使用。请勿用湿手触摸本产品。
- 本产品含有磁铁。请勿将其靠近磁性卡片。

责任限制

- ELECOM Co., Ltd. 对因使用本产品造成的特殊损失、结果性损失、间接损失、惩罚性损失或所损失利益的赔偿均不承担任何责任。
- ELECOM Co., Ltd. 不对连接到本产品的设备中可能发生的数据丢失、出錯或其他问题做出任何担保。

Compliance status

www.elecom.co.jp/global/certification/

This device complies with Part 15 of the FCC Rules. Operation is subject to the following two conditions: (1) This device may not cause harmful interference, and (2) this device must accept any interference received, including interference that may cause undesired operation.

In order to make improvements to this product, the design and specifications are subject to change without prior notice.

| 部件名称 | 产品中有毒有害物质或元素的名称及含量 | | | | | |
|-------|--------------------|--------|--------|---------------|------------|--------------|
| | 铅 (Pb) | 汞 (Hg) | 镉 (Cd) | 六价铬 (Cr (VI)) | 多溴联苯 (PBB) | 多溴二苯醚 (PBDE) |
| ①塑胶部件 | ○ | ○ | ○ | ○ | ○ | ○ |
| ②金属部件 | × | ○ | ○ | ○ | ○ | ○ |
| ③电路板 | ○ | ○ | ○ | ○ | ○ | ○ |
| ④连接线 | ○ | ○ | ○ | ○ | ○ | ○ |

本表格依据 SJ/T 11364 的规定编制。
○：表示该有害物质在该部件所有均质材料中的含量均在 GB/T 26572 规定的限量要求以下。
×：表示该有害物质至少在该部件的某一均质材料中的含量超出GB/T 26572 规定的限量要求。



Trademark and name of the manufacturer:

ELECOM CO., LTD.
Fushimimachi 4-1-1, Chuo-ku, Osaka City
www.elecom.co.jp/global/

- ELECOM CO., LTD. owns the copyright of this manual.
- Unauthorised copying and/or reproducing of all or part of this manual is prohibited.
- The images are for illustration purposes only and may differ from your actual product.
- The specifications and appearance of this product may be changed without prior notice for product improvement purposes.
- Please contact the shop where you purchased this product if you have any feedback or questions about the contents of this manual.
- In order to make improvements to this product and for improved safety, the colors and specifications are subject to change without prior notice.
- We shall bear no responsibility for any device failure or malfunction of other devices resulting from the use of this product.
- When exporting this product, check the export regulations for the country of origin.
- USB Type-C® and USB-C® are registered trademarks of USB Implementers Forum.
- The company and product names on the packaging and the manual are, in general, trademarks or registered trademarks of their respective companies.

Global Support



www.elecom.co.jp/r/s536

A customer who purchases outside Japan should contact the local retailer in the country of purchase for enquiries. In “ELECOM CO., LTD. (Japan)”, no customer support is available for enquiries about purchases or usage in/from any countries other than Japan. Also, no foreign language other than Japanese is available. Replacements will be made under stipulation of the Elecom warranty.

Stylus Pen
Manual, Safety precautions, and Compliance with regulations
1st edition, February 6, 2024

ELECOM
©2024 ELECOM Co., Ltd. All Rights Reserved.