

## Safety Precautions



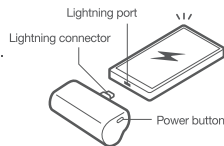
www.elecom.co.jp/m/n908

## How to charge your smartphone or tablet

- Connect the Lightning connector on this product to the Lightning port on your device, such as an iPhone. If charging does not begin automatically, short press the button for around 1 second or less to begin charging.

\* The battery capacity and the number of charging cycles may differ from what is indicated if your smartphone is turned on or in use during charging.

\* Applying excessive force to the plug of this product may damage it. Please stop using this product if it is damaged.



## How to charge the portable power bank

- Connect the charging cable to the USB Type-C port of this product.
- Connect the other end of the attached charging cable to an AC charging adapter.
- This product will start charging when the AC adapter is plugged into a household power outlet.
- Once charged, for your safety, remove the charging cable by following the procedure shown in the illustration in reverse order, as in ③→②→①.

\* AC adapter of 12 W and above is recommended. Using a PC, you may not be able to charge it or it may take longer to charge.

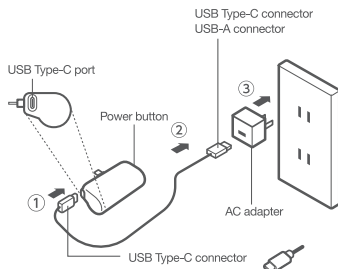
\* Please ensure that the cable is removed after charging. Leaving the cable attached may cause damage to the connector.

\* When charging, the LED indicators on this product will blink according to the remaining charge in the battery.

\* The device is fully charged when the LED indicators have fully lit up or gone dark.

\* Other than a cable with a USB Type-C to USB Type-C connector, no other charging cable is provided. Please purchase or prepare separately.

\* AC charger and charging cable are not included. Please prepare your own.



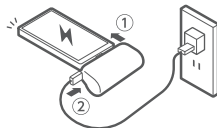
## Charging all at once

- Charging priority is given to connected devices such as smartphones.
- When the connected device, such as a smartphone, is fully charged, charging priority goes to this product.
- When the connected device, such as a smartphone, is fully charged, charging to it stops.

The following indicates the power input and output when charging all at once.

Maximum input: 5 V / 2.4 A, maximum output: 5 V / 2.4 A

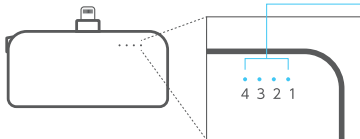
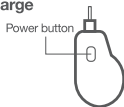
\* If charging does not begin for the connected device when charging all at once, short press the power button (for around 1 second or less).



## How to check the remaining charge

## Check the remaining charge

Short press the power button (around 1 second or less), then the number of lit up LED indicators (1-4) corresponds to the amount of charge left.



## Remaining charge indicator

4	3	2	1	
●	●	●	●	less than 25%
●	●	●	●	less than 50%
●	●	●	●	less than 75%
●	●	●	●	75% or more

Cycle life: Approx. 500 times  
(Based on JIS C 8711)

## Product Specifications

**Compatible models** Small electronic devices with Lightning port such as an iPhone

**Specifications**

Lightning connector output: 5 V / 2.4 A USB Type-C output: 5 V / 2.4 A Rechargeable lithium-ion battery: 3.6 V / 5000 mAh × 1/18 Wh  
Dimensions(W x D x H): approx. 79 x 27 x 51.5 mm / 3.1 x 1.1 x 2.0 in.  
Full charging time: 3 hours 30 minutes \* This is an estimate for when this product is being charged on its own. If a mobile device such as a smartphone is connected, this product is unable to charge within the stated time.

## Compliance status

www.elecom.co.jp/global/certification/

This device complies with Part 15 of the FCC Rules. Operation is subject to the following two conditions: (1) This device may not cause harmful interference, and (2) this device must accept any interference received, including interference that may cause undesired operation.

In order to make improvements to this product, the design and specifications are subject to change without prior notice.

**Responsible party** ELECOM USA, Inc. elecomusa.com  
4041 MacArthur Blvd Suite 400, Newport Beach, CA 92660 USA

## Global Support



www.elecom.co.jp/r/r/s536

## ELECOM CO., LTD.

Fushimimachi 4-1-1, Chuo-ku, Osaka City www.elecom.co.jp/global/

A customer who purchases outside Japan should contact the local retailer in the country of purchase for inquiries. In "ELECOM CO., LTD. (Japan)", no customer support is available for inquiries about purchases or usage in/from any countries other than Japan. Also, no foreign language other than Japanese is available. Replacements will be made under stipulation of the Elecom warranty.

## Power bank

Manual and Compliance with regulations, 2nd edition, January 24, 2024

©2024 ELECOM CO., Ltd. All Rights Reserved.

MC-EC-C10L\_0111\_ver.21