

ELECOM
Healthcare

ECLEAR
MIST

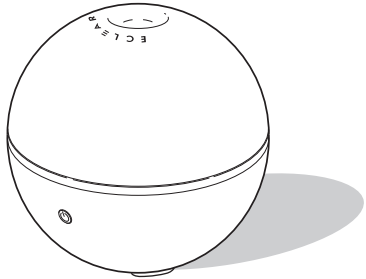
Household Humidifier

Instruction Manual

HCE-HU03 Series

For use in Japan only.

A customer who purchases outside Japan should refer to the localized manuals in the country of purchase.
www.elecom.co.jp/global/download-list/manual/



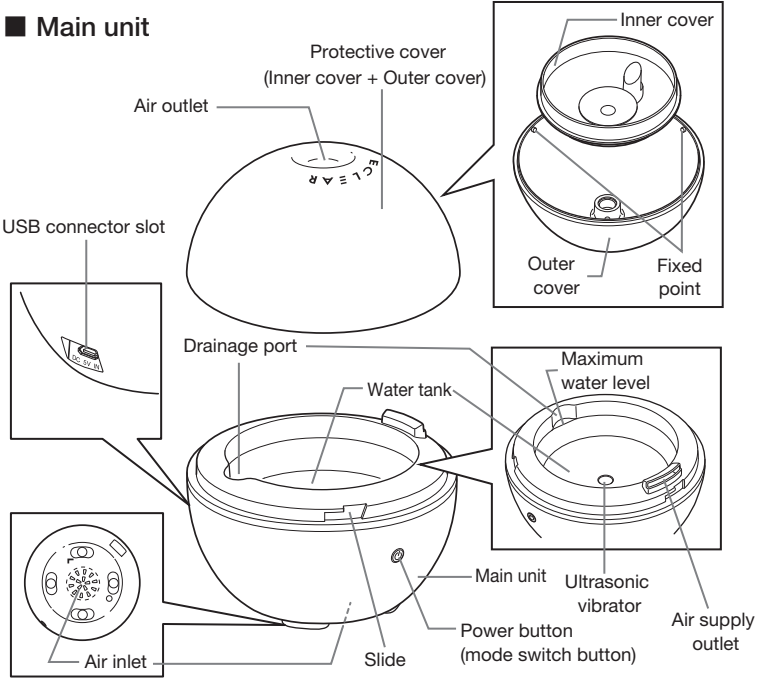
Thank you very much for purchasing this product.
This manual includes the operation method and precautions for safe handling of the product.
Please read this Instruction Manual before use. In addition, please keep this manual properly after reading.

Prepared in September 2018 (First Edition)

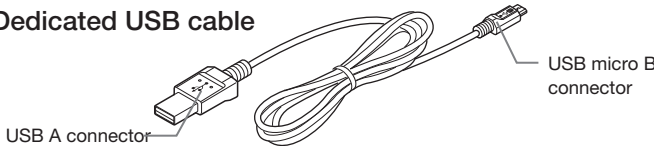
Name of Each Part

Make sure there are no missing parts before use. The product is packed with the greatest care, but if you still find any missing or damaged parts, contact the distributor from which you purchased the product or the ELECOM General Information Center (▶ page 15).

Main unit



Dedicated USB cable



Safety Precautions (Be sure to always follow these precautions)

To prevent personal injury or damage to property of the user and any other persons, please be sure to observe the precautions outlined below.
■ Hazards and the degree of damage caused by ignoring the precautions and adopting improper operation method are classified and explained by the following indications.

	WARNING	This icon indicates "there is a high risk of death or serious injury".
	CAUTION	This icon indicates "probability of injury or physical damages can be anticipated".

	This symbol indicates the "prohibited" matters that must not be implemented.
	This symbol indicates the "mandatory" matters that must be implemented.

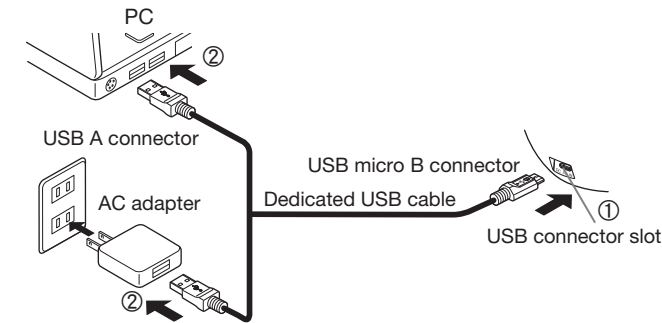
WARNING	
	Keep this product away from babies and toddlers. In addition, do not play with this product, otherwise overturning the main unit or improper operation method may cause an accident.
	Do not disassemble or modify the main unit. There is a risk of fire or electric shock.
	Do not apply brute force or impact to the main unit, such as something falling or knocking on the main unit. Failure to do so may result in fire or electric shock due to damage.
	Do not use this product if it is damaged. If the product is damaged during use, please cut off the power, unplug the USB cable from the main unit and stop operation, otherwise it may result in fire or electric shock.
	Do not immerse the main unit and USB cable in water or under running water. In addition, do not use or store this product in a place with high humidity such as the bathroom or locker room, otherwise it may result in fire, electric shock or fault.
	This product is not a medical inhaler. Do not directly inhale the mist spray from the air outlet, otherwise it may cause discomfort.

2

Preparation

1 Turning the power on

- 1 Connect the USB microB connector of the dedicated USB cable to the USB connector slot of the main unit.
- 2 Connect the USB A connector of the dedicated USB cable to the USB port of the computer, AC adapter, etc. to supply power.



	CAUTION
<ul style="list-style-type: none">• Please use the AC adapter with output power over USB 5V/1A.• Using a transformer such as travel converter for power supply may cause overheating or fire.• Be sure to connect a dedicated USB cable before filling water.	

It can also be charged via the USB port of the portable power source.
(It may not work properly on some computers and portable power sources, USB hubs, etc.)

6

WARNING

	Do not use this product for purposes other than humidifier and aromatherapy essential oil, weak acid hypochlorite water "ECLEAR ZERO" to avoid accident and fault.
	Do not put foreign objects such as pin and wire in the gap between the air outlet and the main unit, otherwise it may result in electric shock or injury.
	During cleaning and maintenance of the main unit, do not use detergents other than the kitchen-specific neutral detergent, otherwise the detergent will remain inside the water tank and produce toxic gases or cause fault. In addition, the water tank which has completed antibacterial processing may lose its antibacterial properties.

CAUTION

	Do not use or store this product in the following places: <ul style="list-style-type: none">• Places under direct sunlight• Places near heating devices and other places where the temperature is high• Humid places, such as the bathroom• Places with a lot of dust• Places under frequent vibration• Place where water in the water tank will freeze• Unstable places, such as inclined table, etc.• Place which may block the air inlet, such as on the shaggy carpet, etc.• Place which may block the air outlet, such as near the curtain to avoid poor operation, fire or fault.
	Do not carelessly touch the main unit and the ultrasonic vibrator or diffuser while they are in operation and after they have just stopped operation, otherwise it may cause an accident or injury.
	Do not unscrew the cover during operation, otherwise the water, ethereal oil and weak acid hypochlorite water "ECLEAR ZERO" will be sprayed, which will damage surrounding objects or cause surrounding objects to enter the main unit, resulting in some faults.
	Do not move the main unit during operation. If it is necessary to move the main unit, please turn off the power firstly, and then drain the water in the water tank before any operation. If water is introduced into the main unit, it may cause a fault.

3

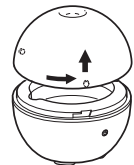
CAUTION

	Be sure to drain the water tank after using the product. When draining, be sure to drain from the drainage port of the main unit. Please be careful to protect the air supply outlet from water. This product has completed antibacterial treatment, but when water remains in the tank, it may cause bacteria or mold reproduction. In addition, if water is introduced into the air supply outlet, it may cause fault.
	Do not connect the power supply when there is no water in the water tank. Otherwise, the ultrasonic vibrator may be broken, faulty or showing leakage.
	Do not put any substances other than the instant tap water, ethereal oil and weak acid hypochlorite water "ECLEAR ZERO" at room temperature in the water tank to avoid any fault. In addition, if mineral water and alkaline ionized water, well water and water in water purifier are used, an odor may be generated.
	In case of using aromatherapy essential oil, be sure to adopt the ethereal oil (essential oil) of 100% natural extracts. Essential oil containing aroma chemical substances, impurities or solid substances may cause malfunction.
	Do not spill the ethereal oil out of the tank. The water tank and the inner cover are made of oil-resistant materials, but other parts may be deformed due to some ingredients contained in the ethereal oil. If the ethereal oil spills, please wipe it off immediately.
	The ethereal oil is easily left inside the tank, so clean the inside of the tank regularly.
	Carefully protect this product against tipping over when it is used near electronic devices such as computer and TV or furniture covered with special painting. In addition, be sure to use the product in a stable place to avoid tipping over.
	Unplug the USB cable from the main unit after use. Failure to unplug the USB cable may result in an accident when pulling the USB cable.
	When you no longer need to use this product, be sure to dispose of it in accordance with the local regulations.

4

2 Preparation before use

- 1 Remove the cover.
Screw the cover counterclockwise, unscrew the lock and lift the cover up.



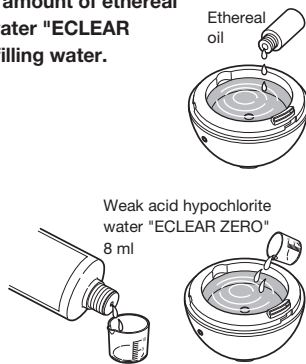
- 2 Pour about 80 ml of tap water into the water tank with the cup or other containers.
The tank has a capacity of approximately 80 ml. Do not exceed the maximum water level when filling water.
In addition, please do not fill water from the air outlet without unscrewing the cover, or directly take the tap water from the tap.



	CAUTION
<ul style="list-style-type: none">• Disconnect power before adding water.• When filling water, be sure to unscrew the cover and slowly fill the water with a cup or other containers.• It is strictly prohibited to fill water when the product is in operation.	

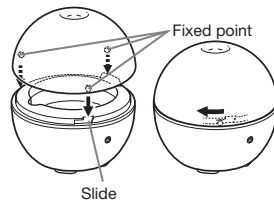
- 3 If ethereal oil and weak acid hypochlorite water are applied, please put the specified amount of ethereal oil and weak acid hypochlorite water "ECLEAR ZERO" into the water tank after filling water.

The ethereal oil, weak acid hypochlorite water "ECLEAR ZERO" are not included in the package. During application of this product, please purchase the commercially available ethereal oil (essential oil) of 100% natural extracts and the weak acid hypochlorite water "ECLEAR ZERO".



	CAUTION
<ul style="list-style-type: none">• Be sure to add water into the tank and then the ethereal oil and weak acid hypochlorite water "ECLEAR ZERO". In addition, it is not allowed to directly drip the liquid onto the ultrasonic vibrator.• Please reduce the water and the added weak acid hypochlorite water "ECLEAR ZERO" to avoid exceeding the tank capacity.	

- 4 Please install the cover onto the main unit.
Insert the three fixed points inside the cover into the slide of the main unit, and turn clockwise to lock.



Please make sure whether there is a gap between the main unit and the cover. If yes, the gap may cause water leakage or other faults.

8

5

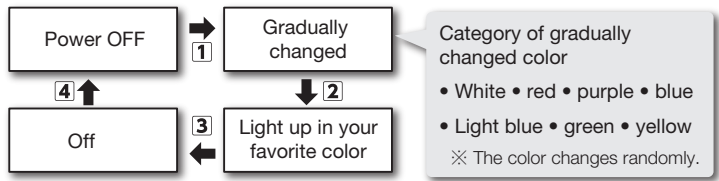
7

Use

This product is only used to humidify or incense the personal space. It is not a product that humidifies or incenses the entire room.

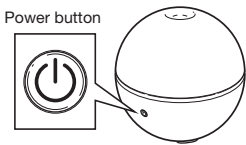
■ Illuminating mode of LED light

The illuminating mode of LED light can be changed by pressing the power button. The slowly changing process of LED light is called "gradual change".



1 Turning the power on

- 1 Press the power button and the power is turned on. Then the spraying is started, and the LED light starts the gradual change process.



2 Change the operation mode of LED light

- 2 If the power button is pressed during the gradual change process, the color stops changing. If the color is changed to some color you like, press the power button for fixing.
- 3 LED light is off after pressing the power button again
- ※ When the power button is pressed, only the LED light changes. Spraying quantity is unchangeable

3 Turning off the power

- 4 Press and hold the power button for 1 second to turn the power off. In addition, if the product is used when the LED light is OFF, the power can be turned off by pressing the power button.
- ※ The power supply will be automatically disconnected if there is no water in the tank.

9

After Use

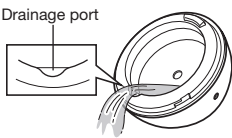
1 Disconnecting the power supply

Confirm whether the power is turned off.
After confirmation, unplug the dedicated USB cable from the USB A connector side in sequence.

CAUTION
When disassembling, please be careful to protect the water against spraying from the water tank or entering the air supply outlet.

2 Drainage

- 1 Remove the cover.
Screw the cover counterclockwise, unscrew the lock and lift the cover up.
- 2 Drain the water from the drainage port.



CAUTION
• During drainage, please drain the water from the drainage port.
• Be careful to protect the air supply outlet from water.

3 Cleaning, maintenance and storage

- 1 Perform cleaning and maintenance.
As for the following cases, please read the “Cleaning and Maintenance” section (➡ page 11), then perform cleaning and maintenance of the water tank.
- After use
 - During replacement of ethereal oil, weak acid hypochlorite water "ECLEAR ZERO"
 - Use after long period of storage
- 2 After cleaning and maintenance, and the inside is fully dry, install the cover for storage.

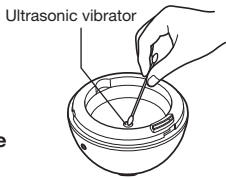
10

Cleaning and Maintenance

Remove the cover from the main unit before cleaning and maintenance.

■ Cleaning and maintenance of water tank (every time of use)

- 1 Wipe the inside of the water tank gently with soft wet cloth that slightly dampened with kitchen-specific neutral detergent after wring out.
Be sure to use kitchen-specific neutral detergent. If the chlorine-based, acidic or enzyme-based detergent remains in the product, toxic gases may be generated, which is very dangerous.
- 2 Wipe the ultrasonic vibrator gently using cotton swab dipped with small amount of kitchen-specific neutral detergent.
Do not use excessive force when cleaning, otherwise this product may be damaged or show leakage.
- 3 Carefully clean the inside of the water tank, wipe off the water with soft cloth and dry.
Please wash off the detergent carefully, otherwise the product may not operate properly or spray the detergent ingredients.

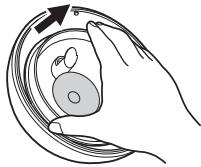


CAUTION
Be careful to protect the air supply outlet and USB connector socket from water.

■ Cleaning and maintenance of main unit and outer cover
When the main unit and the outer cover are dirty, wipe them with a dry soft cloth.

■ Cleaning and maintenance of inner cover (once a year)

When the product is used again after long period of storage, please remove the cover and perform cleaning and maintenance of the inner cover.
During cleaning and maintenance of the inner cover, please wipe the cover gently with soft wet cloth that slightly dampened with kitchen-specific neutral detergent after wring out.



CAUTION
When installing/disassembling the inner cover, do not touch its parts.

11

Product specifications

Product name	ECLEAR MIST
Series model	HCE-HU03
Spraying mode	Ultrasonic vibration mode
Main unit dimensions	Approx. φ 112 × H103mm
Weight	About 160 g (excluding the dedicated USB cable)
Power	USB connection DC 5 V/830 mA
Power consumption	Approx. 4 W
Tank capacity	Approx. 80 mL
Operating mode	Continuous (before the LED light color is changed and the water is exhausted) → Continuous (before the LED light color is fixed and the water is exhausted) → Continuous (before the LED light is off and the water is exhausted) → OFF
Category of gradually changed color	White, red, purple, blue, light blue, green, yellow ※ 1
Continuous operating time (target)	Approx. 7 h※2
Recommended temperature	10°C to 40°C
Recommended humidity	20% to 85%
Length of dedicated USB cable	Approx. 1.0 m
Main material	• Inner cover, water tank: PP, silver-ion antibacterial agent • Outer cover, main unit: PP
Applicable essential oil	Ethereal oil of 100% natural extracts
Country of manufacture	China

※1 LED light color is changeable. Color of the cover will vary depending on the viewing angle.
※2 If about 80 ml of water is filled in the water tank, the spraying time will vary depending on the usage environment.

SIAA
ISO 22196
for KOHKIN
Inorganic antibacterial agent, mastication tank, inner cover JP0122130A00040

According to the evaluation results in accordance with ISO22196, the SIAA mark is posted on products which are subject to quality management and information disclosure in accordance with the guidelines of the SIAA.

12

Fault

Fault	Cause	Countermeasure
Cannot power on	AC adapter and UBS cable are not properly connected	Confirm whether the main unit is connected to the socket. Unplug the USB micro B connector from the main unit and re-plug, and then try to operate the main unit again. ➡P.6
	The tank is not filled with water	Fill water into the tank before use. ➡P.7
	There is oil film on the ultrasonic vibrator	Perform cleaning and maintenance on the ultrasonic vibrator. ➡P.11
Not spray Spraying not smooth	No water or inadequate water in the tank	Fill water into the tank. Be sure to fill the water with a cup or other containers. The power supply is automatically disconnected and the spraying is stopped when the amount of water remaining in the tank is reduced. ➡P.7
	Excessive water in the tank	If the water filled exceeds the maximum water level, the mist spray will not be produced normally. Please drain the water until the remaining amount is proper. ➡P.10
	There is dirt at the air inlet	If dirt is attached to the air inlet, it is difficult for the product to spray. Clean the air inlet.
	Used on the seat cushion or shaggy carpet	May cause blockage of the air inlet, thus it is difficult to spray the mist. Please change the place for placement to avoid fault.
	Used in windy places	It may be difficult to see the mist spray if the product is used in a place where there is airflow, such as near the air conditioner. Please move it to a place without wind.
	It is difficult to see the vapor due to temperature and humidity	When the temperature and humidity are different, sometimes it may be difficult to see the mist spray. Even if it is difficult to see the mist spray, it is not considered as a fault of the product provided that the water tank still produces mist spray from the inside and the fan is still in operation (sound of the motor is audible).
	There are bubbles on the ultrasonic vibrator	If air bubbles are attached to the ultrasonic vibrator, it is difficult to generate mist spray. Please disconnect the power supply and wipe off the air bubbles with cotton swab or the like.
	Water film is produced at the air outlet	If surrounding of the air outlet is wet, the air outlet will be blocked due to the water film and it is unable to spray. Rub off the water film at the air outlet.
	There is oil film on the ultrasonic vibrator	Perform cleaning and maintenance on the ultrasonic vibrator. ➡P.11
	The cover is not installed firmly	Install the cover securely. ➡P.8
Water leakage	The cover is not installed firmly	Install the cover securely. ➡P.8
Give off peculiar smell	Water other than the tap water is used	Do not use water other than the tap water to avoid spoilage, deterioration or affecting the aroma. Please drain the water from the water tank, carefully clean the product and use the tap water. ➡P.7
Give off other fragrances other than that of the ethereal oil	Did not completely wipe off the detergent during cleaning and maintenance	May react with detergents that remain inside the water tank. Please drain the water from the water tank, carefully clean the product and use the tap water. ➡P.11
	Cleaning and maintenance are not performed during replacement of the ethereal oil.	If the aroma of various essential oils is mixed, it may not be able to enjoy the original flavor. When other ethereal oils are used, please carefully clean and maintain this product. ➡P.10

A customer who purchases outside Japan should contact the local retailer in the country of purchase for enquiries. In “ELECOM CO., LTD. (Japan)”, no customer support is available for enquiries about purchases or usage in/from any countries other than Japan. Also, no foreign language other than Japanese is available. Replacements will be made under stipulation of the Elecom warranty, but are not available from outside of Japan.

Household Anti-bacterial Humidifier
HCE-HU03 Series
Instruction Manual
Prepared in September 2018 First Edition
ELECOM CO., LTD.

- ELECOM CO., LTD. owns the copyright of this manual.
- Reproduction or reprint of any part, or the whole of this manual without written permission from ELECOM is prohibited.
- Contact ELECOM General Information Center for inquiries and opinions regarding contents of this document.
- Specifications and appearance of this product are subject to change without prior notice.
- ELECOM is not responsible for any damage to, or failure of other devices caused by using this product.
- Permission for export or service transaction under the Foreign Exchange and Foreign Trade Control Act is required if importing this product involves strategic materials or services.
- Other company names, product names, and other names contained in this manual are generally trademarks or registered trademarks of their respective holders.

©2018 ELECOM Co., Ltd. All Rights Reserved.